

## **Appendix B**

### **Local Economic Analysis**

**Based on 2006 Census Data**

**Prepared in 2008**

### **Analyzing Bancroft's Economy**





# Contents

---

Bancroft Distance from Major Centres .....	3
Bancroft – Population Change 2001 to 2006 .....	4
North Hastings Municipalities as a % of Total Hastings County Population.....	4
Bancroft – Median Income 2006 .....	5
Population Age Structure by Area .....	5
Bancroft – Labour Force by sector .....	6



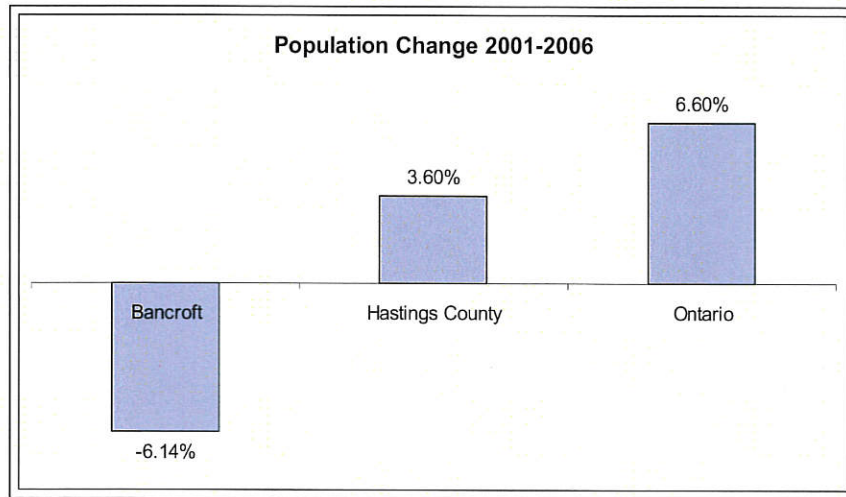
## Bancroft Distance from Major Centres







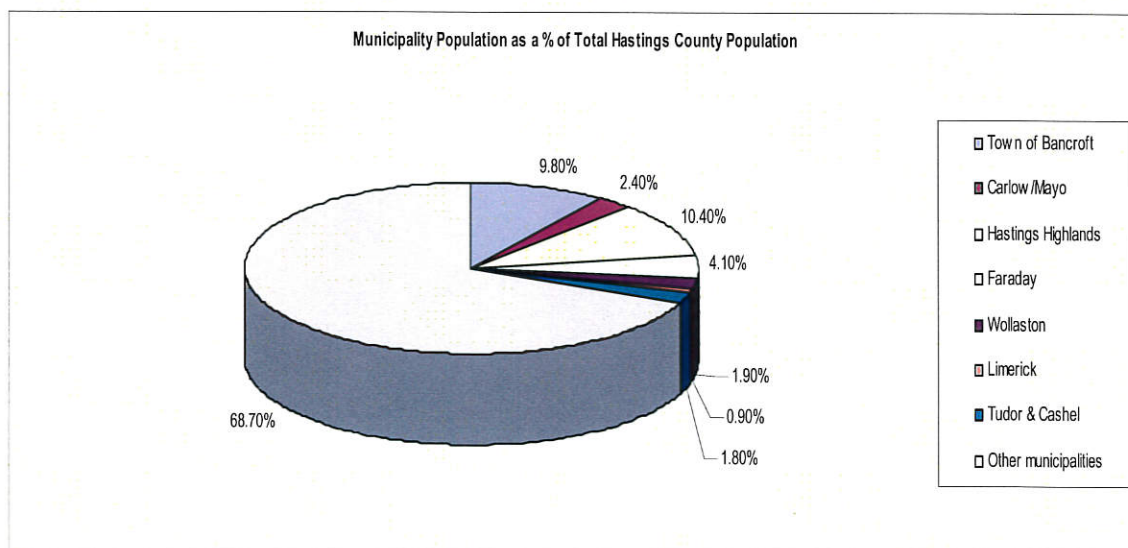
## Bancroft – Population Change 2001 to 2006



Ontario	Hastings County	Bancroft
12,160,282	38,960	3,838

Source: Statistics Canada 2006

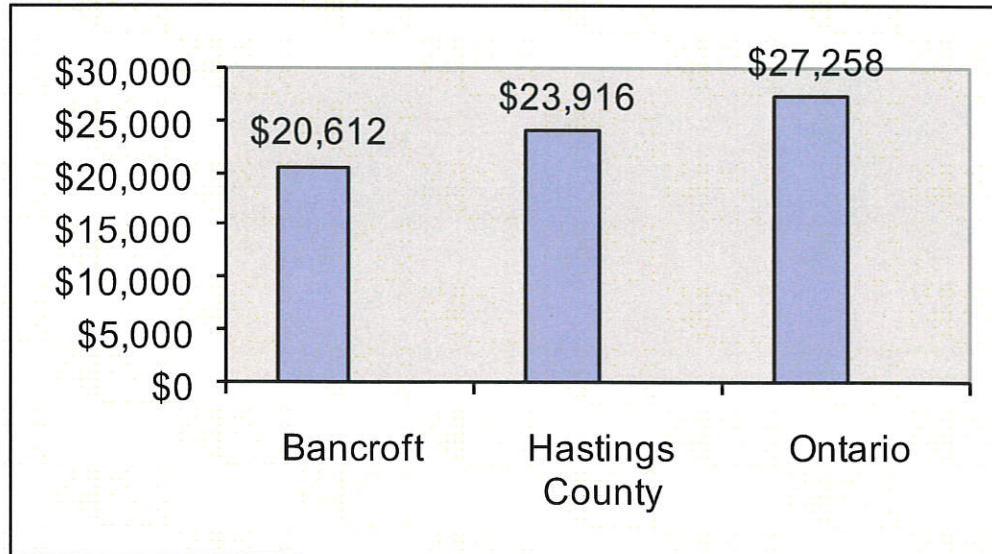
## North Hastings Municipalities as a % of Total Hastings County Population



Source: Statistics Canada 2006

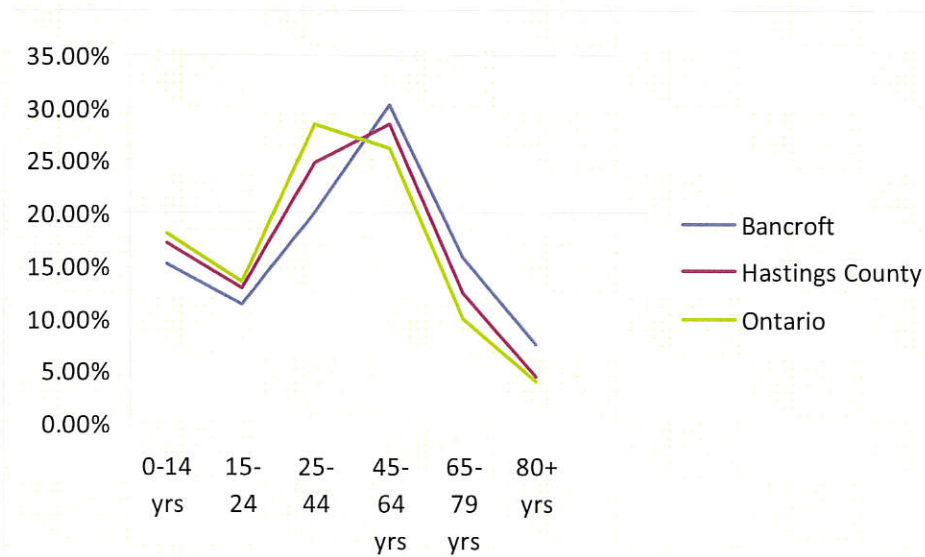


## Bancroft – Median Income 2006



Source: Statistics Canada 2006

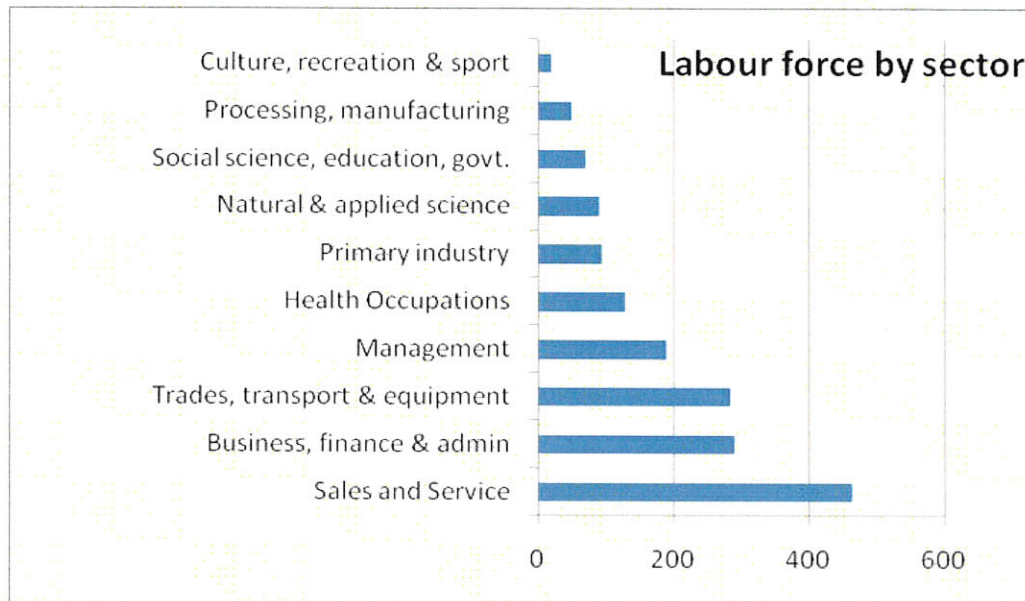
## Population Age Structure by Area



Source: Statistics Canada 2006



## Bancroft – Labour Force by sector



Source: Statistics Canada 2006

*For further information contact:*

**Town of Bancroft**, 24 Flint Avenue, Box 790, Bancroft, ON K0L 1C0

613-332-3331 • [www.town.bancroft.on.ca](http://www.town.bancroft.on.ca)

the **Downtown Revitalization Office**, 613-332-6246

Or **Community Futures Development Corporation**,

26 Chemaushgon Rd., Box 517, Bancroft, ON K0L 1C0

613-332-5564 • 800-465-4119 • [www.community-futures.ca](http://www.community-futures.ca)